

Moodle

You can access to our University's Moodle web page from the following link: <http://moodle.thk.edu.tr/> . Then, you will need to log in with your credentials (Yellow box in Figure 1). If you are logging in to the system for the first time or if you do not know your username / password information, follow the steps under the title "Is this your first time here?" in the web page that you can access by clicking the link <http://moodle.thk.edu.tr/login/index.php> (Blue box in Figure 2).

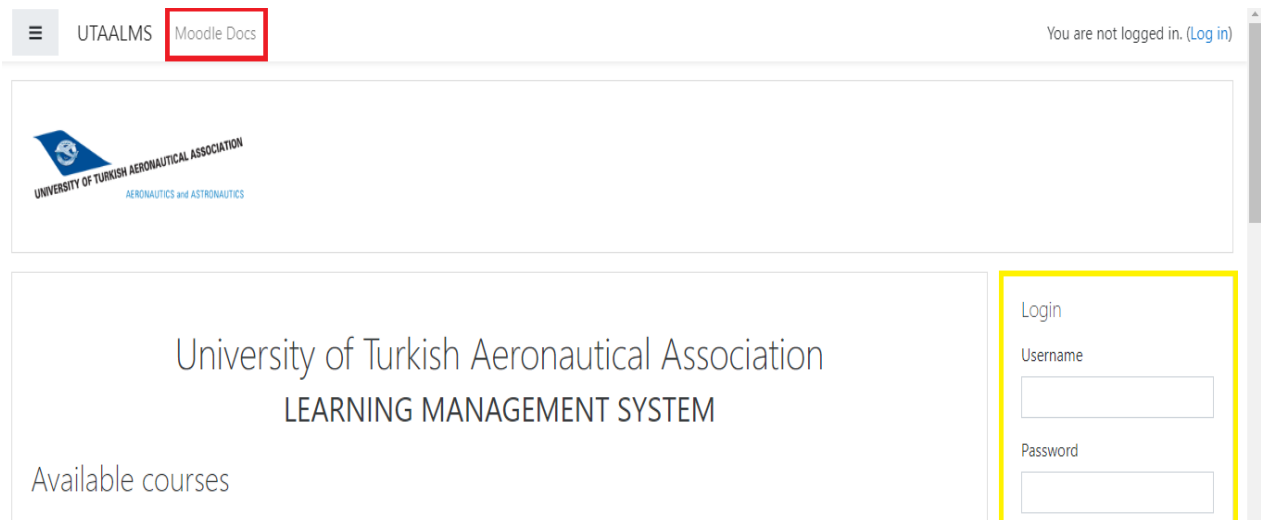


Figure 1: Moodle Login Page

You can click on the "Moodle Docs" title on the Moodle home page for accessing to the documents that include detailed information regarding the Moodle system (Red box in Figure 1).

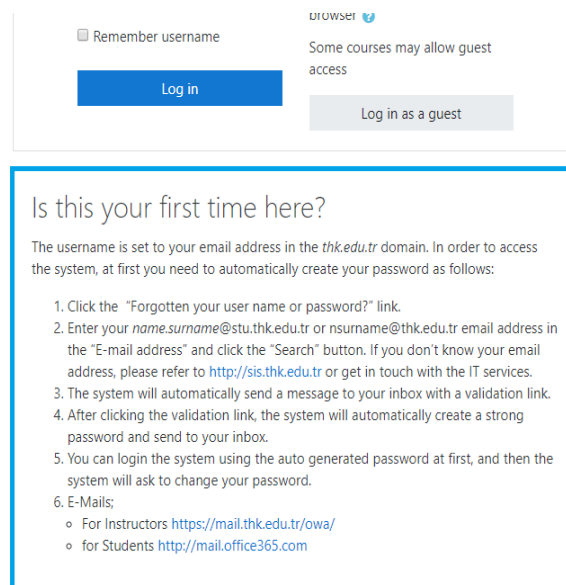


Figure 2: Acquiring Moodle Username and Password

Microsoft Teams

You can download the Microsoft Teams application from the link <https://products.office.com/en-us/microsoft-teams/download-app>. After downloading and installing the application on your device, you must log in with your credentials of Office 365 account (that is, your email account with @stu.thk.edu.tr extension) provided by the University. After logging into the application, you can see all the courses you have been included by clicking the "Teams" tab (Green box in Figure 3). Afterwards, by choosing any of these courses you can reach the page of the related course. You can find detailed information about Microsoft Teams application from the link <https://support.office.com/en-us/teams>.

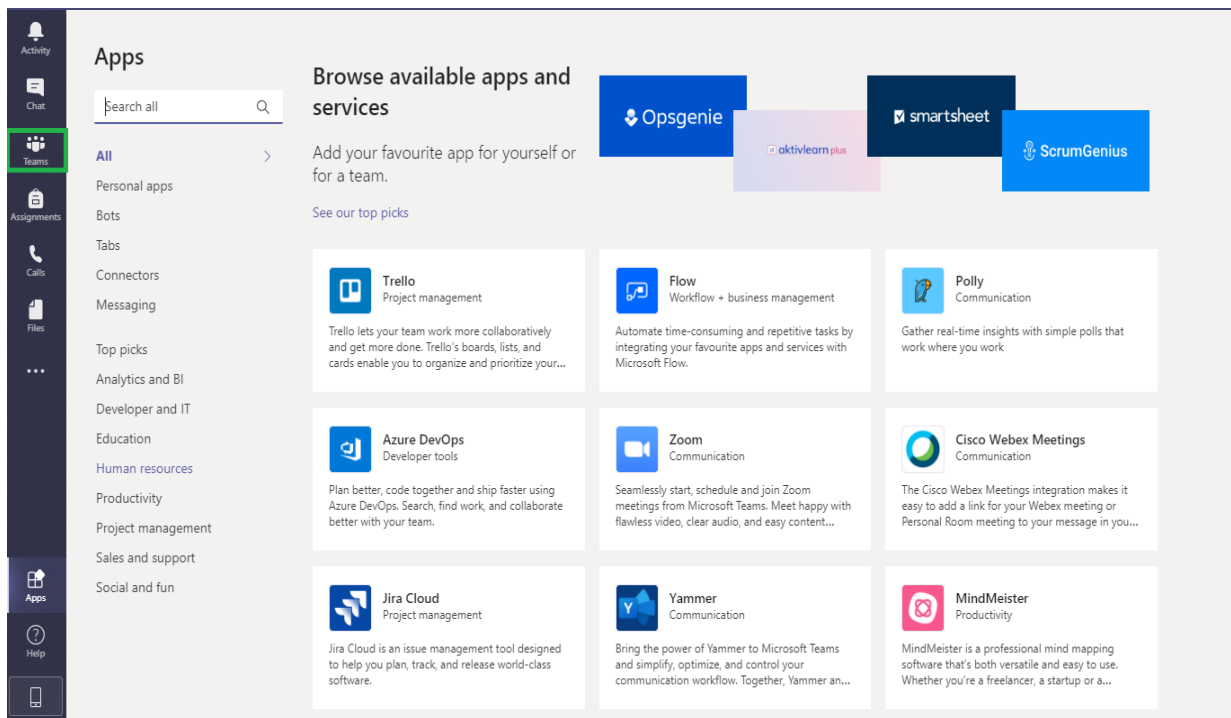


Figure 3: Microsoft Teams